

MASHIKO 300 ROUND

astro

GENERAL

LOCATION:	Bathroom/Interior
CLASS:	cETLus (Class 1)
LOCATION RATING:	Damp
DRIVER REQUIRED:	Mains 120V
INSTALLATION ORIENTATION:	Ceiling Mount
FITTING METHOD:	4" Octagon Box
MAIN MATERIAL:	Metal - Stainless Steel
DIMENSIONS (mm):	D: 90 Ø: 300
DIMENSIONS (inch):	D: 3.54 Ø: 11.81
CUT OUT HOLE (mm/inch):	-
RECESS DEPTH (mm/inch):	-
FIRE RATING:	-
CABLE LENGTH (mm/inch):	-
GROSS WEIGHT (lb):	4.18
ADA COMPLIANT:	Yes - if installed in compliance with ADA 307.4
IC RATING:	-

LAMP

LIGHT SOURCE:	E26/Medium
WATTAGE:	60W Max
RECOMMENDED LAMP:	12W Max LED E26/Medium
LAMP INCLUDED:	No
MAXIMUM LAMP LENGTH (mm/inch):	170
LUMINOUS FLUX (lm):	Lamp Dependent
COLOUR TEMP (K):	Lamp Dependent
CRI (Ra):	Lamp Dependent
MACADAM ELLIPSE:	Lamp Dependent
TILT ADJUSTABLE ANGLE (°):	-
ROTATION ADJUSTABLE ANGLE (°):	-
LIFETIME (hrs):	Lamp Dependent
BEAM ANGLE (°):	Lamp Dependent

ELECTRICAL

SWITCHED:	No
DIMMABLE:	Yes
DIMMING METHOD:	Lamp Dependent
SUPPLY FREQUENCY (Hz):	-
DRIVER/BALLAST VOLTAGE (V):	-
DRIVER LIFETIME (hrs):	-
EFFICACY (lm/W):	Lamp Dependent

ADDITIONAL INFORMATION:

SHADE INCLUDED:	-
SHADE/DIFFUSER MATERIAL:	Glass
SHADE/DIFFUSER FINISH	White
F MARK:	-

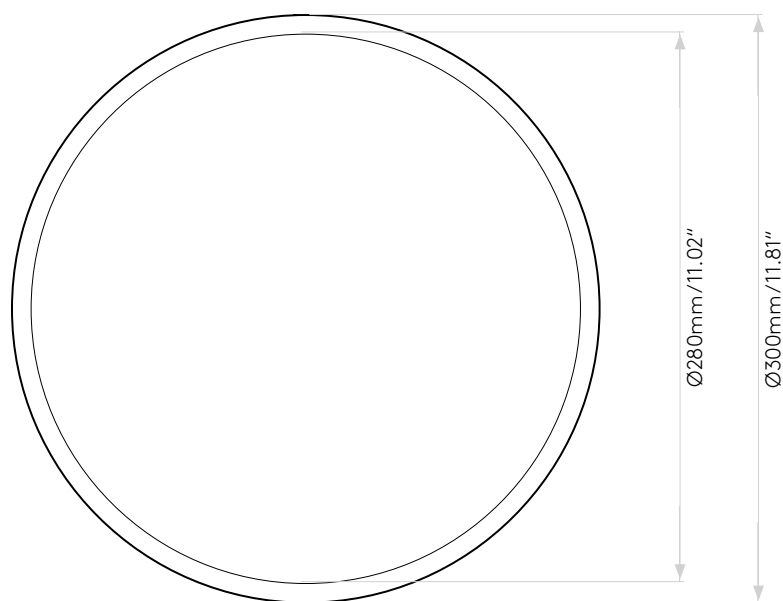
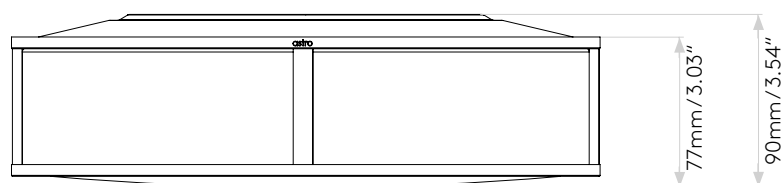
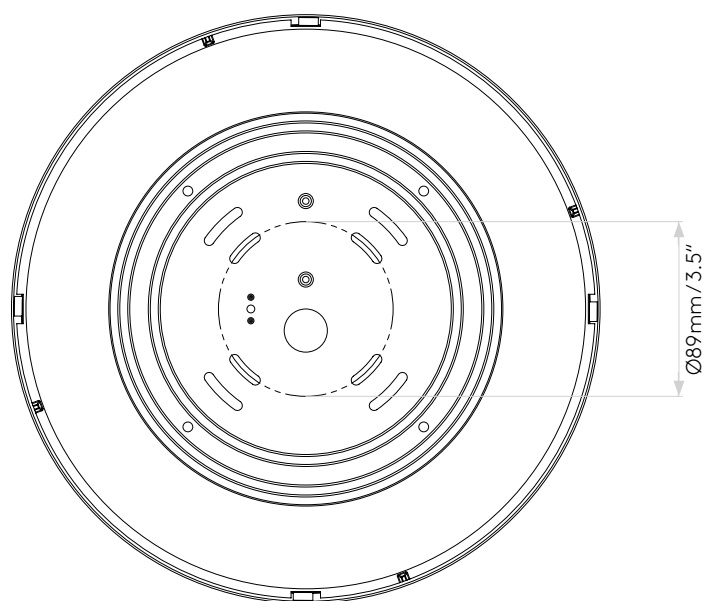


CODE: 1121030
FINISH: POLISHED CHROME



CODE: 1121094
FINISH: BRONZE

TO MAINTAIN THIS PRODUCT TO ITS BEST CONDITION, PLEASE VIEW OUR CARE AND CLEANING GUIDELINES ON THE SUPPORT SECTION OF THE ASTRO WEBSITE.



Please note that some dimensions may vary slightly due to manufacturing tolerances, this includes cable entry and fixing holes

Veuillez noter que certaines dimensions peuvent varier légèrement en raison des tolérances de fabrication, y compris l'entrée de câble et les trous de fixation.

Bitte beachten Sie, dass die Maße Fertigungstoleranzen unterliegen und daher in geringem Umfang von der angegebenen Größe abweichen können. Dies gilt auch für Kabeleingänge und Befestigungslöcher.

Si prega notare che possono esserci piccole variazioni in alcune dimensioni dovute alle tolleranze di produzione, queste includono l'ingresso del cavo e i fori di fissaggio.